

Millennium Development Goals

ECUADOR
Balance 2014



National Secretariat
of **Planning** and
Development



National Institute of Statistics and Census



UNITED NATIONS
SYSTEM IN ECUADOR



Ecuador



Senplades – INEC – UNDP – UN

Millennium Development Goals – Balance 2014

Senplades – INEC – UNDP – UN/1st Edition

Quito – Ecuador 2015

32 pages, 150 mm x 210 mm

The contents of this brochure do not necessarily reflect the views of UNDP or the UN system. Any part of this publication may be freely reproduced or cited provided that due acknowledgement is given to the source and to Senplades.

Free distribution publication, noncommercial

National Secretariat of Planning and Development (Senplades)

Undersecretary of Monitoring and Evaluation

Juan León Mera N° 1936 y Ave. Patria

Quito, Ecuador

Tel: (593) 2 397 8900

www.planificación.gob.ec

United Nations system in Ecuador

For further information about Millennium Development Goals:

<http://www.un.org/es/millenniumgoals/>

<http://www.ec.undp.org/content/ecuador/es/home/mdgoverview>



Presentation

The Millennium Development Goals (MDG) represents the Global Development agenda of the United Nations, which committed 189 countries to meet a programmatic framework of 8 goals, especially focused to eradicate poverty, and to promote decent living conditions and gender equality.

From 2007, as part of the recovery of the State Planning role, the Government of Ecuador, from a technical and policy perspective that seeks to reduce the social, territorial, economic, environmental and cultural inequities, has incorporated these themes to the National Development Plan, which has led to the effective implementation of the Millennium Development Goals.

This booklet reflects the progresses related to MDGs achievements, in an effort to measure and evaluate public policy. Thus, important achievements in reducing extreme poverty are observed, accompanied by the decline in global malnutrition and mortality among children under 5 years of age. Similarly, great successes in the gender equality field, primary education enrolment and access of population to water and sanitation.

During 2014, the reduction of teen pregnancy is clear, eradication of diseases such as malaria and tuberculosis and increased to public access to information technologies.

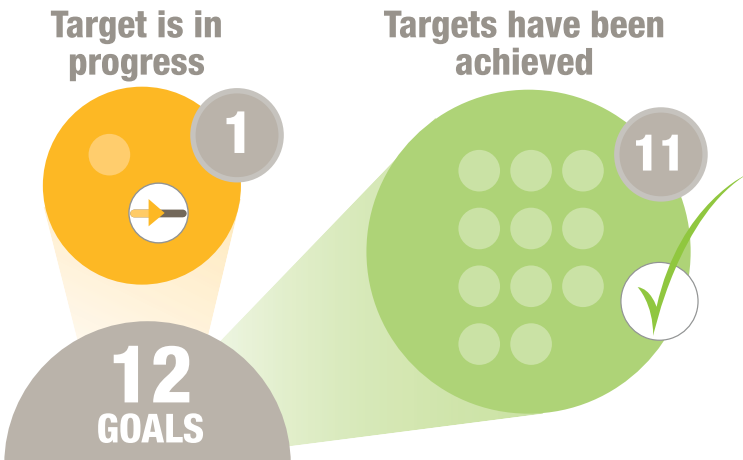
A target in progress that keeps waiting, commits the country to intensify efforts to reduce maternal mortality, an issue of vital importance to Ecuadorian Government, as reflected in its “National Plan for Good Living” (PNBV), the roadmap in which social maxims converge for a country planning.

Having these successes for achievement, the constructive criticism position that Ecuador has maintained regarding the MDGs, it has allowed us to recognize that these goals and targets are necessary but not sufficient actions to support the programmatic agenda of social change of the country; elements that will definitely inspire Ecuador to continue its efforts in seeking a fair, equitable and inclusive society.

Background

September 2000: 189 countries signed the United Nations Millennium Declaration with the primary aim to eradicate poverty.

- 8 international development goals and 21 targets were established, 9 of which are declarative goals (sustainability of the environment, living conditions in slums and global partnership for development)
- All declarative goals for Ecuador are considered to have been achieved. They are part of the social maxims of the National Plan for Good Living.
- 12 targets with defined indicators make monitoring possible.



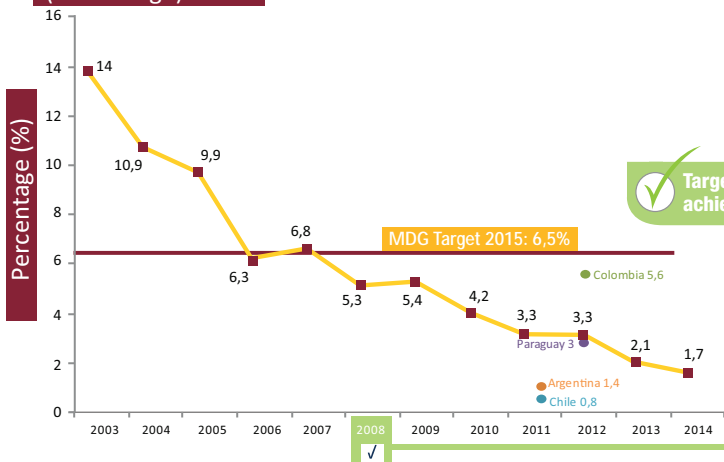


Eradicate extreme poverty and hunger

Target 1A

Halve, between 1990 and 2015, the proportion of people living on less than USD 1 a day

Population living on less than USD 1,25 (PPP) per day (Percentage)



Source: National Institute of Statistics and Census (INEC - Ecuador) National Survey of Employment, Unemployment and Underemployment, World Bank.
Prepared by: National Secretariat for Planning and Development (Senplades - Ecuador)

To eradicate poverty means to create opportunities for everyone. In Ecuador, the number of people living on less than US \$ 1,25 a day decreased by 12,3 points between 2003 and 2014.

Notes:

- 1) Data is expressed in current dollars of Ecuador / of december of each year.
- 2) Conversion factor of private household consumption (base year 2011). World Bank: <http://data.worldbank.org/indicator/PA.NUS.PRVT.PP>
- 3) The following equation is used to transform US\$4 a day in purchasing power parity at current Ecuador dollars (365/12) *factor*4*1.0326905
- 4) The following equation is used to transform US\$1.25 a day in purchasing power parity at current Ecuador dollars (365/12) *factor*1.25*1.0326905
- * The factor 1.0326905 is used to transform the US\$ 4 expressed in base year 2005 to US \$ 4 in base year 2011
- *** International data are obtained from the World Bank on the poverty gap indicator at US \$ 1.25 a day (PPP) (%).
- 5) To set the target, we used data published by ECLAC for Ecuador (12,9% - 1987).

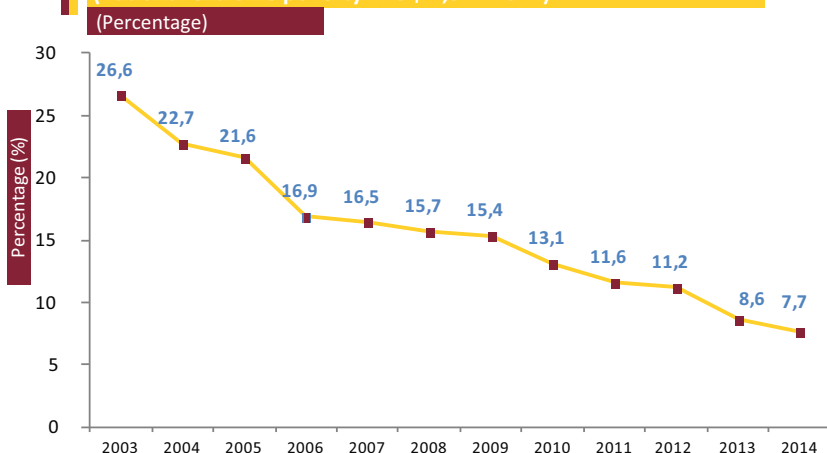
Eradicate extreme poverty and hunger

Target 1A

Halve, between 1990 and 2015, the proportion of people living on less than USD 1 a day



Extreme poverty by income
(national extreme poverty line \$ 1,52 - 2014)



Source: National Institute of Statistics and Census (INEC - Ecuador) National Survey of Employment, Unemployment and Underemployment.
Prepared by: National Secretariat for Planning and Development (Senplades - Ecuador)



The national extreme poverty line is more strict than the international extreme poverty line. Nevertheless this kind of poverty has been reduced by 19 points between 2003 and 2014.

Note:
Data apply to december of each year.

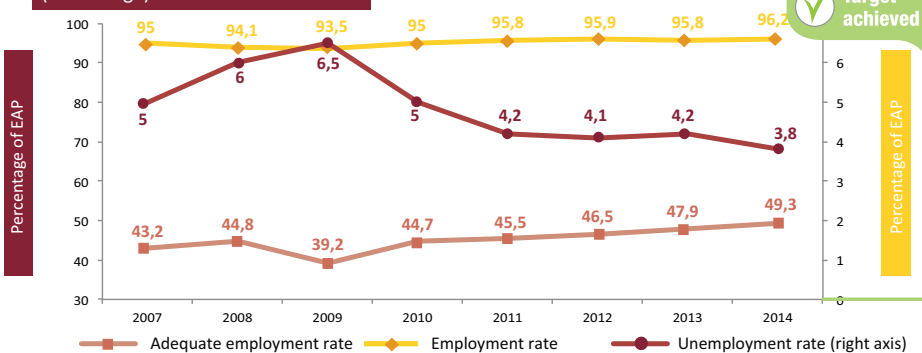
Eradicate extreme poverty and hunger

Target 1B

Achieve Decent Employment for Women, Men, and Young People.

Adequate employment rate* and unemployment (15 years and over)

(Percentage)

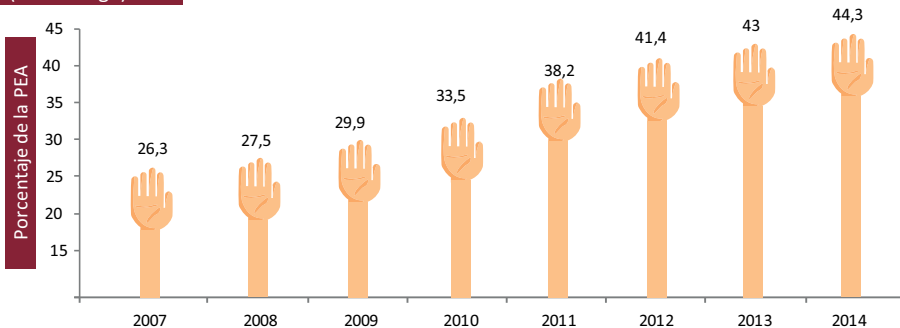


Source: National Institute of Statistics and Census (INEC - Ecuador) - National Survey of Employment, Unemployment and Underemployment
Prepared by: National Secretariat for Planning and Development (Senplades - Ecuador)

More Ecuadorians have better working conditions and more employment opportunities.

Percentage of EAP (15 years and over) with Social Security benefits

(Percentage)



Source: National Institute of Statistics and Census (INEC - Ecuador) - National Survey of Employment, Unemployment and Underemployment
Prepared by: National Secretariat for Planning and Development (Senplades - Ecuador)

We have increased the enrollment in social security to ensure the rights of workers and their families.

Note:

* The data for adequate employment reflects the quality in the labor market of the country. Nevertheless, the indicator is not internationally comparable.

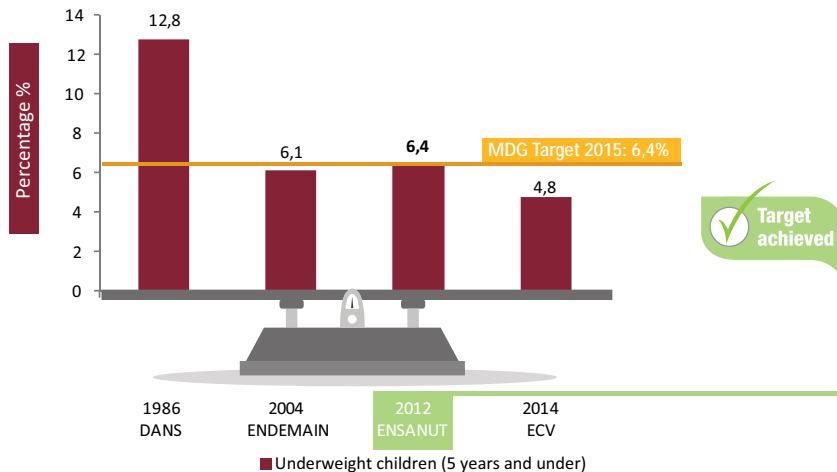


Target 1C

Halve, between 1990 and 2015, the proportion of people who suffer from hunger.

Underweight children under five years of age

(Percentage)



Source: National Institute of Statistics and Census (INEC - Ecuador), Ministry of Public Health (MAE - Ecuador), Living conditions Survey (2014), National Survey about Health and Nutrition Examination (ENSANUT 2011-2013) Demographic and Maternal and Child Health (ENDEMAIN -2004), Food Situation and Nutrition and Health Diagnosis (DANS-1986).



In Ecuador, the number of underweight children under 5 years of age has declined by 8 points between 1986 and 2014.

In the same way, Ecuador has undertaken an ambitious effort to eradicate chronic malnutrition and it has been possible to reduce it in 16,3 points during the same period of time.

Illustration: Made by Freepik.es



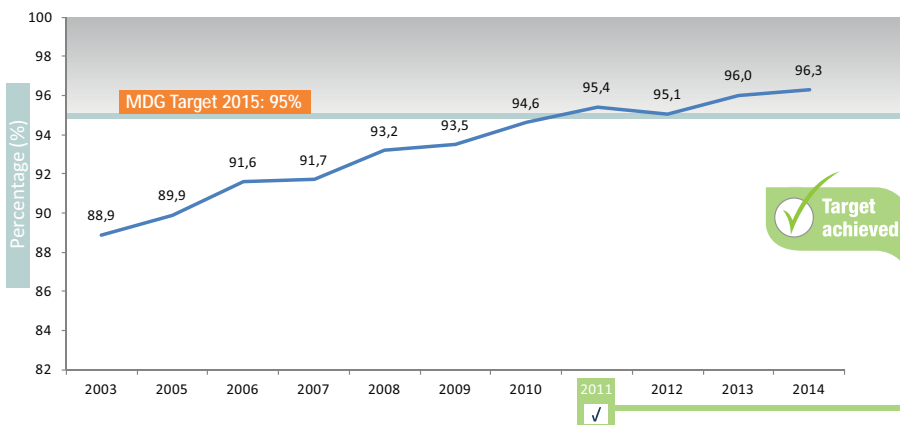
Achieve universal primary education

Target 2A

By 2015, all children can complete a full course of primary schooling, girls and boys.

Net enrollment rates in basic education

(Percentage)



Source: National Institute of Statistics and Census (INEC - Ecuador) - National Survey of Employment, Unemployment and Underemployment
 Prepared by: National Secretariat for Planning and Development (Senplades - Ecuador)

The Government's efforts have guaranteed access for all children to basic education. We have overcome a historic discrimination, since there are no differences between mestizos, indigenous and afro-ecuadorians.

Notes:

- 1) The percentage of enrollment for 2004 is not available.
- 2) Data apply to december of each year.
- 3) It is considered universal from 95%.

Achieve universal primary education

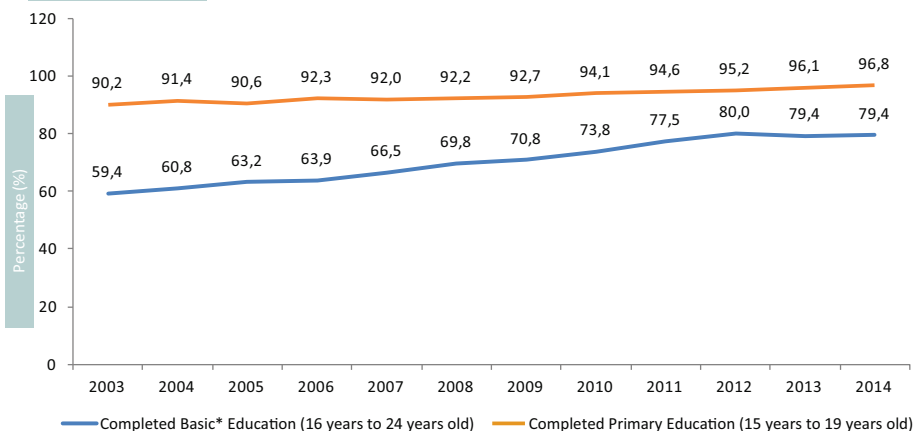
Target 2A

By 2015, all children can complete a full course of primary schooling, girls and boys.



People who have completed primary education and basic education

(Percentage)



Source: National Institute of Statistics and Census (INEC - Ecuador) , National Survey of Employment, Unemployment and Underemployment.
Prepared by: National Secretariat for Planning and Development (Senplades - Ecuador)

The 2013-2017 NPGL (National Plan for Good Living) aims , for 95% of people between the ages of 16 and 24 to complete basic education by 2017.



Illustration: Made by Freepik.es

Note:

* Basic Education in Ecuador takes in consideration children from 5 years to 14 years old.

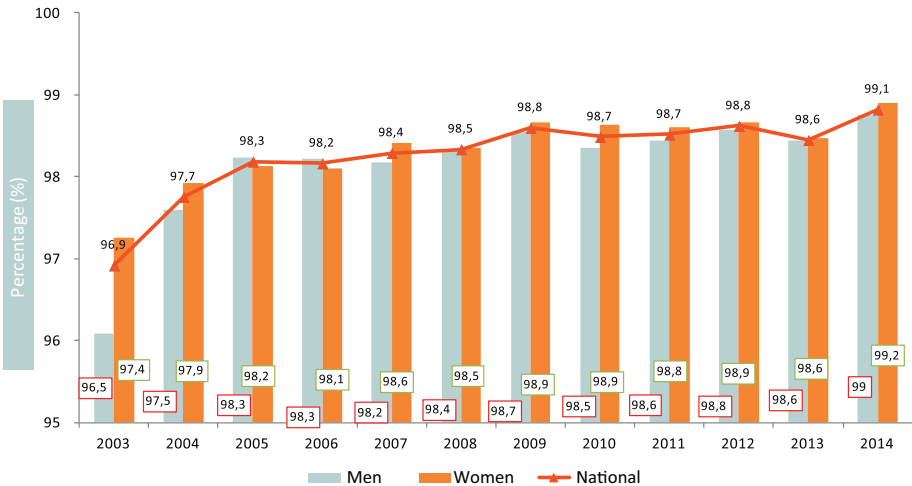
Achieve universal primary education

Target 2A

By 2015, all children can complete a full course of primary schooling, girls and boys.




Literacy rate for people 15 to 24 years old (Percentage)



Source: National Institute of Statistics and Census (INEC - Ecuador) - National Survey of Employment, Unemployment and Underemployment
 Prepared by: National Secretariat for Planning and Development (Senplades - Ecuador)

Note:

For the calculation of this indicator, the numerator was calculated by taking into account: all persons aged 15 to 24 who reported having obtained a Primary school level of education and who answered that they are able to read, plus all the people who reported having obtained a secondary or higher level of education. The denominator was established by calculating the total number of people aged 15-24.

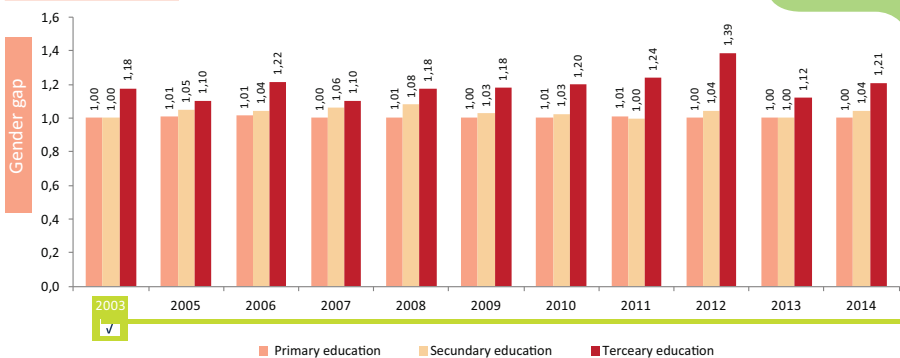


Promote gender equality and empower women

Target 3A

Eliminate gender disparity in primary and secondary education preferably by 2005, and at all levels by 2015.

Ratios of girls to boys in primary, secondary and tertiary education
(Gender gap)



Source: National Institute of Statistics and Census (INEC - Ecuador) - National Survey of Employment, Unemployment and Underemployment
Prepared by: National Secretariat for Planning and Development (Senplades - Ecuador)

There is a level of equality for basic and primary education, access to secondary and higher education has been greater for women in recent years.

Note:

- 1) The value '1' means the same number of men and women enrolled. Any number higher than 1 corresponds to the rate at which women surpass men in enrollment in primary, secondary and higher education.
- 2) Data apply to december of each year.

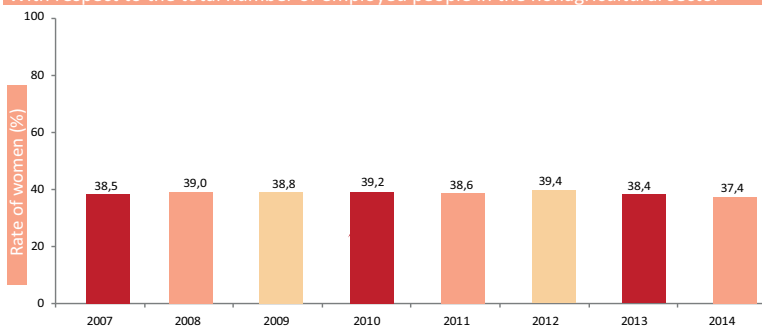
Promote gender equality and empower women

Target 3A

Eliminate gender disparity in primary and secondary education preferably by 2005, and at all levels by 2015

Rate of women in wage employment in the non-agricultural sector

With respect to the total number of employed people in the nonagricultural sector

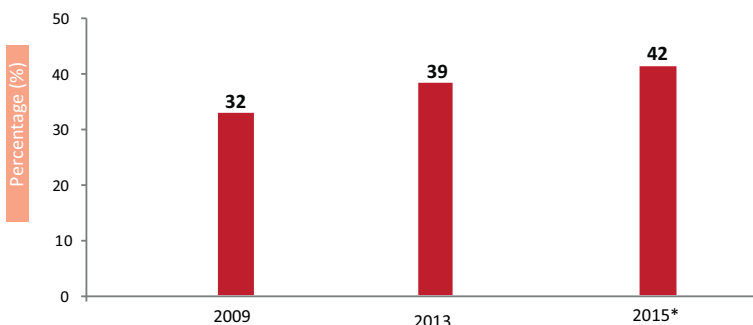


Source: National Institute of Statistics and Census (INEC - Ecuador) - National Survey of Employment, Unemployment and Underemployment
Prepared by: National Secretariat for Planning and Development (Senplades - Ecuador)

In Ecuador, the rate of women involved in wage employment in the non-agricultural sector has not increased significantly in recent years. There are still major challenges for the country in this area.

Proportion of seats held by women in national parliament

(Percentage)




Source: National Assembly.
Prepared by: National Secretariat for Planning and Development (Senplades - Ecuador)

During the elections of February 2013, 61% of candidates were men and 39% were women. Currently, 42% of assembly members are women.

Note:

* For 2015, the data reflects information until July 17th.

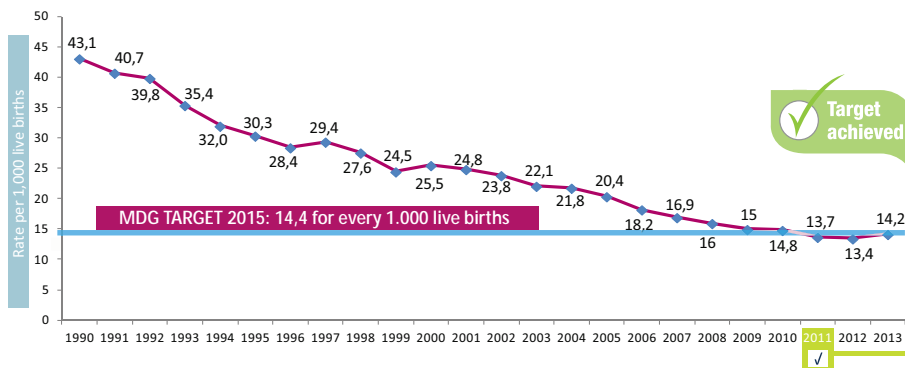


Reduce child mortality rates

Targe 4A

Reduce by two-thirds, between 1990 and 2015, the under-five mortality rate.

Child mortality rate (5 years old and under)
(For every 1.000 live births)



Source: National Institute of Statistics and Census (INEC - Ecuador) , Statistics Annual Book of births and deaths.
Prepared by: National Secretariat for Planning and Development (Senplades - Ecuador)

In 2011, Ecuador was in the group of five Latin American countries with the lowest child mortality rates. The only countries to have lower child mortality rates were Cuba, Costa Rica, Chile and Uruguay.

Note:

* For the denominator, information obtained from timely and late registration of births.

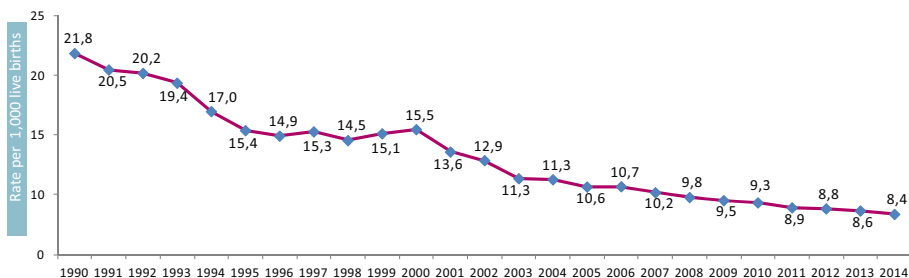
Reduce child mortality rates

Target 4A

Reduce by two-thirds, between 1990 and 2015, the under-five mortality rate.

Infant mortality rate (1 year old and under)

(For every 1,000 live births)

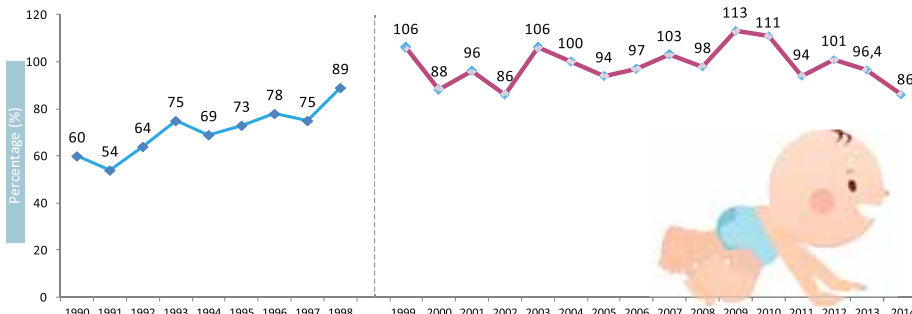


Source: National Institute of Statistics and Census (INEC - Ecuador) , Statistics Annual Book of births and deaths.
Prepared by: National Secretariat for Planning and Development (Senplades - Ecuador)

In Ecuador, the improvement in the quality of health care systems and comprehensive care have helped to reduce the infant mortality rate. In the past 14 years, it has been reduced by 46%.

Vaccination coverage ASA-SRP in children under 9 months and from 12 to 23 months

(Percentage)



Source: Ministry of Public Health (MSP - Ecuador) - Expanded Program on Immunization (EPI).
Prepared by: National Secretariat for Planning and Development (Senplades - Ecuador)

We have managed to reduce and stop the spread of diseases in children under 5 years of age. About 86% of children between 12 and 23 months were immunized against the measles in 2014.

Notes:

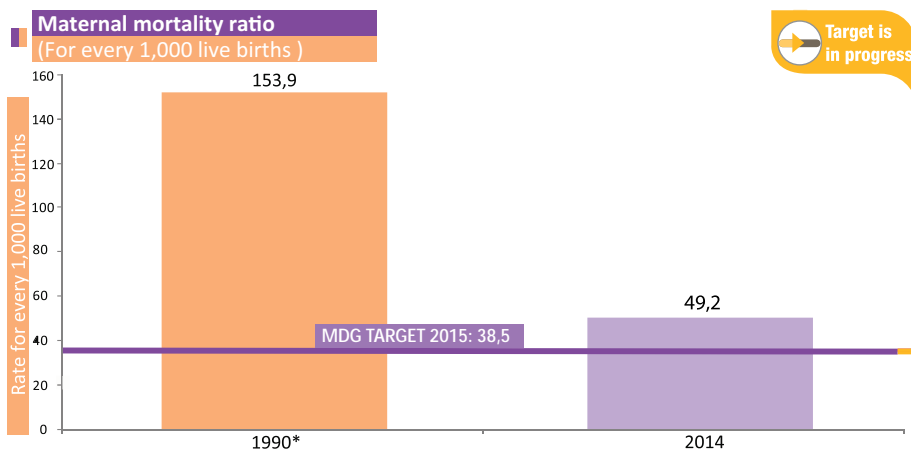
- 1) *For the denominator, the information obtained from the estimate of live births.
- 2) **The ASA acronym refers to the measles vaccine. From August 1999 MMR vaccine (measles, mumps and rubella) is introduced.
- 3) For the vaccination coverage, up until 1998, the information is for infants who are less than 9 months old, and from 1999 (the year in which the MMR was introduced) the information is for infants between 12 and 23 months.



Improve maternal health

Target 5A

Reduce by three quarters, between 1990 and 2015, the maternal mortality ratio.



Source: National Institute of Statistics and Census (INEC - Ecuador) , Annual statistics of births and deaths.
 Prepared by: National Secretariat for Planning and Development (Senplades - Ecuador)

In Ecuador, during the period 1990-2014 the maternal mortality ratio decreased by 68%. Despite this reduction, the achievement of the MDG target still faces important challenges. Additionally, the country has implemented the Strategy for Reducing Maternal Mortality, and since 2008, Ecuador has improved its administrative records through the active searching of cases of maternal mortality.

Note:

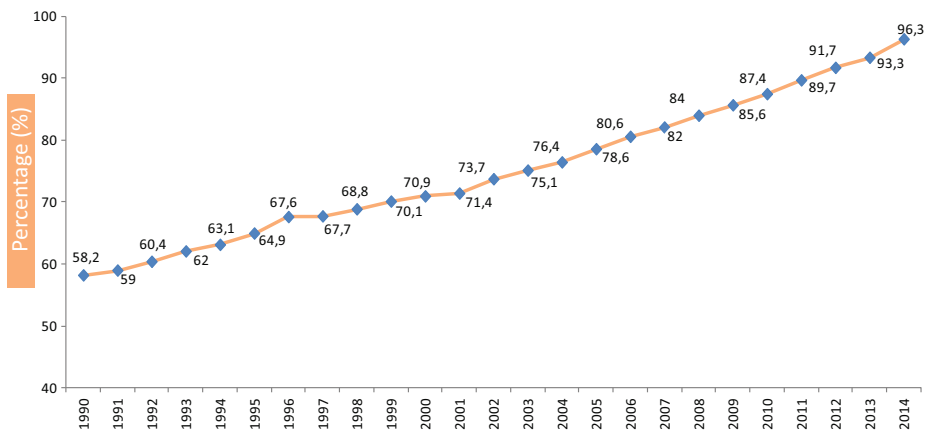
*Data for year 1990 is estimated by an econometric model of determinants of maternal mortality conducted by the National Institute of Statistics and Census (INEC-Ecuador), based on the study "Trends in maternal mortality 1990-2015" of the World Health Organization - WHO.

Improve maternal health

Target 5A

Reduce by three quarters, between 1990 and 2015, the maternal mortality ratio.

Proportion of births attended by skilled health personnel* – both public and private (Percentage)



Source: National Institute of Statistics and Census (INEC - Ecuador) Annual statistics of births and deaths.
Prepared by: National Secretariat for Planning and Development (Senplades - Ecuador)

The strengthening and expansion of comprehensive health services has led to a significant increase in the proportion of births assisted by skilled health personnel.



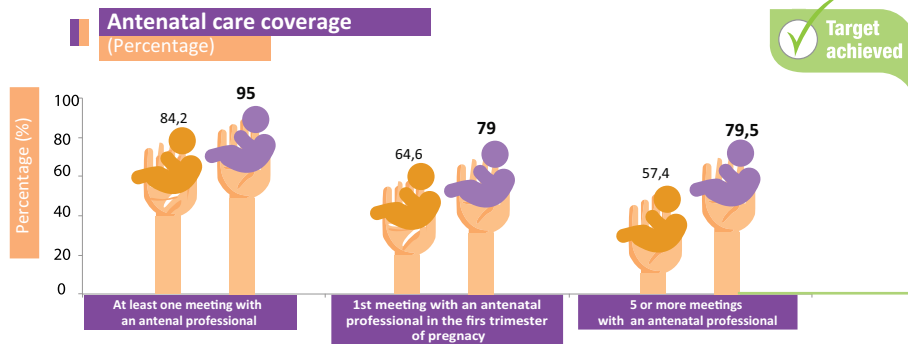
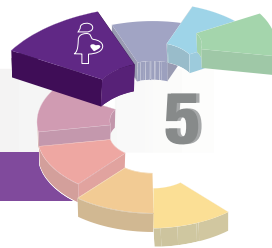
Note:

* Doctors, obstetricians and nurses are considered qualified personnel.

Improve maternal health

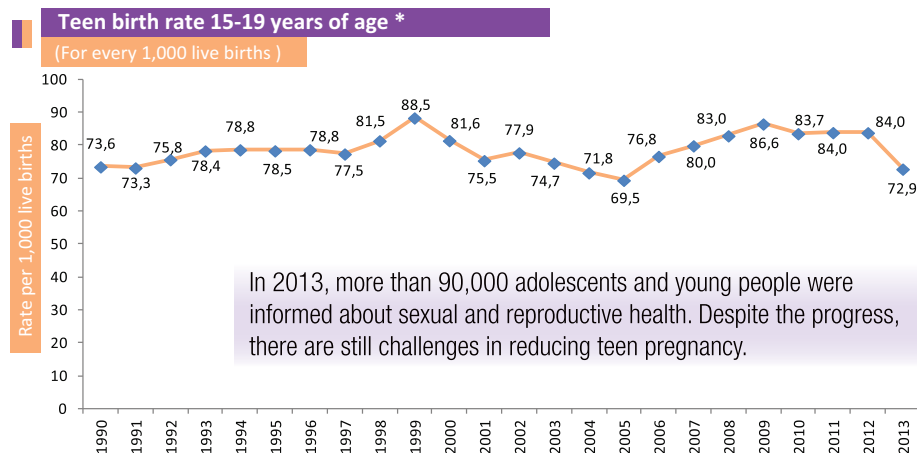
Target 5B

Achieve, by 2015, universal access to reproductive health.



Source: National Institute of Statistics and Census (INEC - Ecuador) , Ministry of Public Health (MSP – Ecuador) National Survey about Health and Nutrition Examination (ENSANUT 2011-2013) Demographic and Maternal and Child Health (ENDEMAIN -2004), Prepared by: National Secretariat for Planning and Development (Senplades - Ecuador)

We guarantee maternal and infant health. Appropriate actions have been taken for prevention and promotion; in 2012, antenatal care coverage (at least one appointment with an antenatal health care professional) increased by 10,8 points compared to 2004.



In 2013, more than 90,000 adolescents and young people were informed about sexual and reproductive health. Despite the progress, there are still challenges in reducing teen pregnancy.

Source: National Institute of Statistics and Census (INEC - Ecuador) - Annual statistics of births and deaths. Prepared by: National Secretariat for Planning and Development (Senplades - Ecuador)

Note:

* The numerator is calculated with timely and late registration of births.

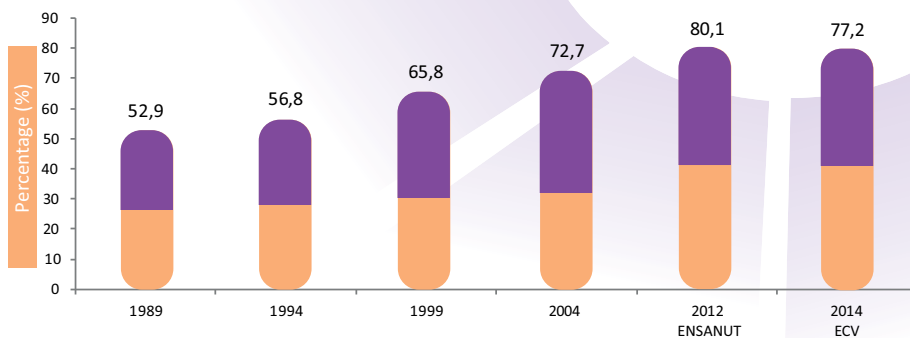
Improve maternal health

Target 5B

Achieve, by 2015, universal access to reproductive health.

Use of contraceptives by married women or woman who are cohabiting*

(Percentage)



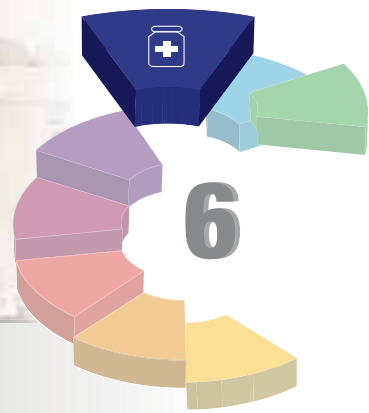
Source: National Institute of Statistics and Census (INEC - Ecuador) - Annual statistics of births and deaths, National Survey of Health and Nutrition (ENSANUT 2012), Living Conditions Survey (LCS), the information for 2004 was provided by the Demographic, and Maternal and Child Health Survey - CEPAR - Ecuador
Prepared by: National Secretariat for Planning and Development (Senplades - Ecuador)

The percentage of married women or women cohabiting with a partner who used contraception increased by 27 points between 1989 and 2014.



Note:

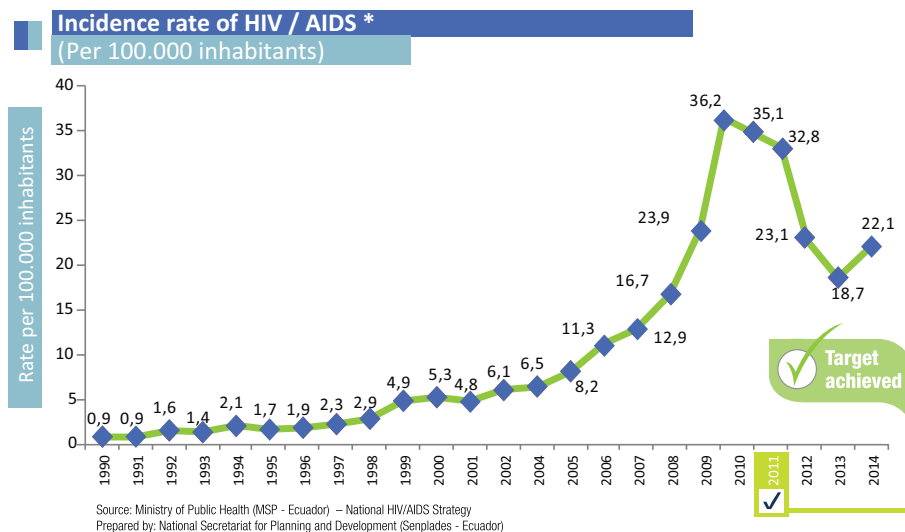
* The indicator measures the ratio of women of childbearing age (15-49 years old) married or cohabiting report using some form of contraception in year t and the total number of women of childbearing age married or cohabiting in year t, expressed as a percentage.



Combat HIV/AIDS, malaria, and other diseases

Target 6A

Have halted by 2015 and begun to reverse the spread of HIV/AIDS.



We have reduced the spread of HIV. Between 2009 and 2014 the incidence rate of HIV / AIDS was reduced by 39% from 36,2 to 22,1. This information demonstrates that there have been fewer new HIV cases in recent years.

Note:

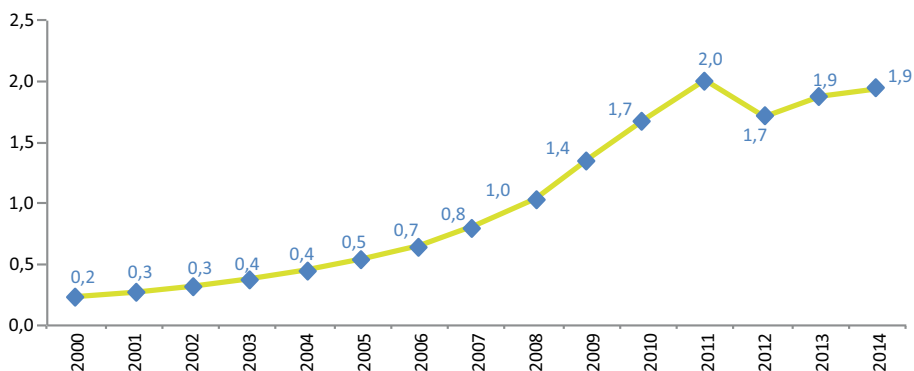
* In the case of HIV incidence, from 1990 - 2010 the indicator is calculated using the SPECTRUM model, from 2011 administrative records are used. Incidence refers to the number of new HIV cases occurring in a given time.

Combat HIV/AIDS, malaria, and other diseases

Target 6A

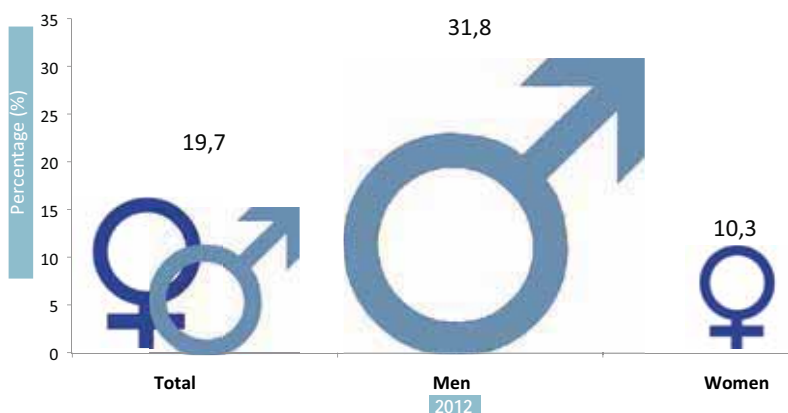
Have halted by 2015 and begun to reverse the spread of HIV/AIDS.

HIV prevalence rate (Per 1.000 inhabitants)



Source: Ministry of Public Health (MSP - Ecuador) – National HIV/AIDS Strategy
Prepared by: National Secretariat for Planning and Development (Senplades - Ecuador)

Condom use at last sexual encounter (12-49 years of age) (Percentage)



Source: National Institute of Statistics and Census (INEC - Ecuador), Ministry of Public Health (MSP - Ecuador)
National Health and Nutrition Examination Survey (ENSANUT - Ecuador)

Only 1 out of 5 people (12-49 years of age) used a condom during their last sexual encounter. Population need to have adequate knowledge about the disease, its methods of transmission and how to prevent it.

Combat HIV/AIDS, malaria, and other diseases

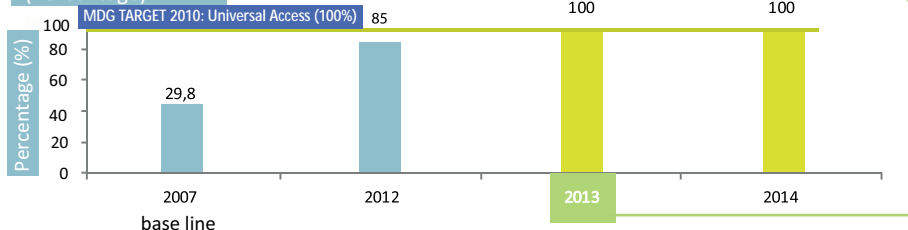
Target 6B

Achieve, by 2010, universal access to treatment for HIV/AIDS for all those who need it.



Proportion of population with advanced HIV infection with access to antiretroviral medication

(Percentage)



Source: Ministry of Public Health (MSP - Ecuador) – National HIV/AIDS Strategy.
Prepared by: National Secretariat for Planning and Development (Senplades - Ecuador)

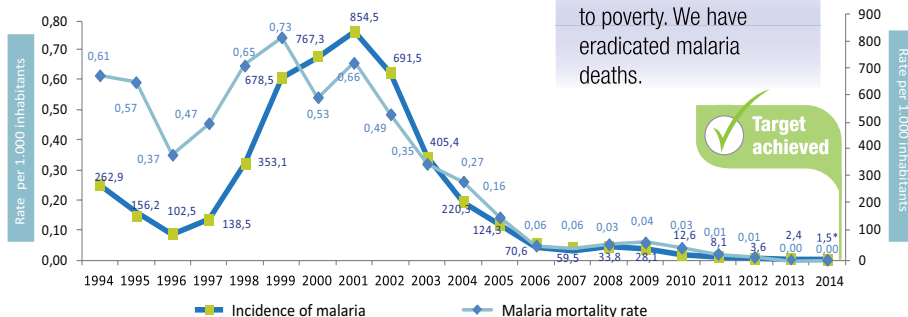
We guaranteed the right to health care for people with HIV. Since 2013, 100% of the population with advanced HIV infection have had access to antiretroviral medication.

Target 6C

Have halted by 2015 and begun to reverse the incidence of malaria and other major diseases.

Mortality rate and incidence of malaria

(Per 1,000 inhabitants)



We have reduced the spread of diseases linked to poverty. We have eradicated malaria deaths.

Source: Ministry of Public Health (MSP - Ecuador)
Prepared by: National Secretariat for Planning and Development (Senplades - Ecuador)

Note:
* 2014 provisional data.

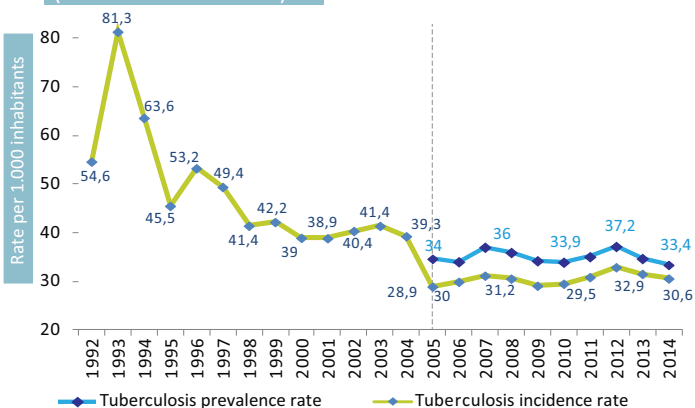
Combat HIV/AIDS, malaria, and other diseases

Target 6C

Have halted by 2015 and begun to reverse the incidence of malaria and other major diseases.

Incidence and prevalence rates associated with tuberculosis*

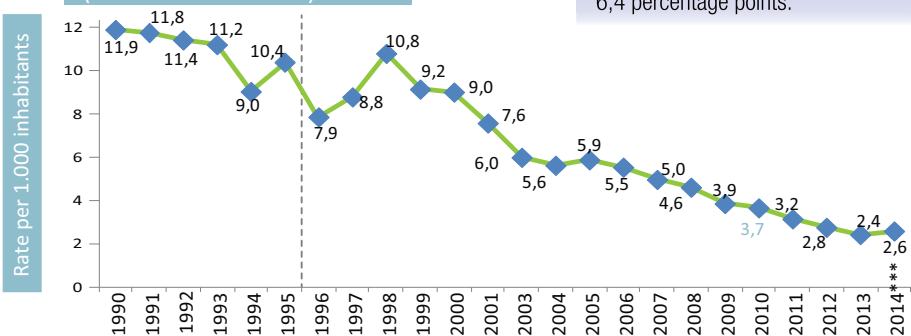
(Per 1.000 inhabitants)



Source: Ministry of Public Health (MSP - Ecuador)
Prepared by: National Secretariat for Planning and Development (Senplades - Ecuador)

Tuberculosis mortality rate**

(Per 1.000 inhabitants)



Between 2000 and 2014 the tuberculosis mortality rate fell by 6,4 percentage points.

Source: Ministry of Public Health (MSP - Ecuador)
Prepared by: National Secretariat for Planning and Development (Senplades - Ecuador)

Notes:

- 1) * For the incidence of tuberculosis before 2005, the indicator was calculated by the Epidemiological Surveillance System through the ICD-10. In 2005, the National Strategy for tuberculosis is formed and is responsible for the calculations using WHO world classification. Therefore, the information before 2005 is not validated by the new staff of the Ministry.
- 2) ** From 1997 ICD-10 classification is used for the calculation of the TB mortality rate. Until this date the ICD-9 classification is used.
- 3) From 2014, only the mortality cases of the year referred to are considered, that is, late registrations are not taken into account.

3) Data for 2014 is from INEC - Annual Statistics of births and deaths.



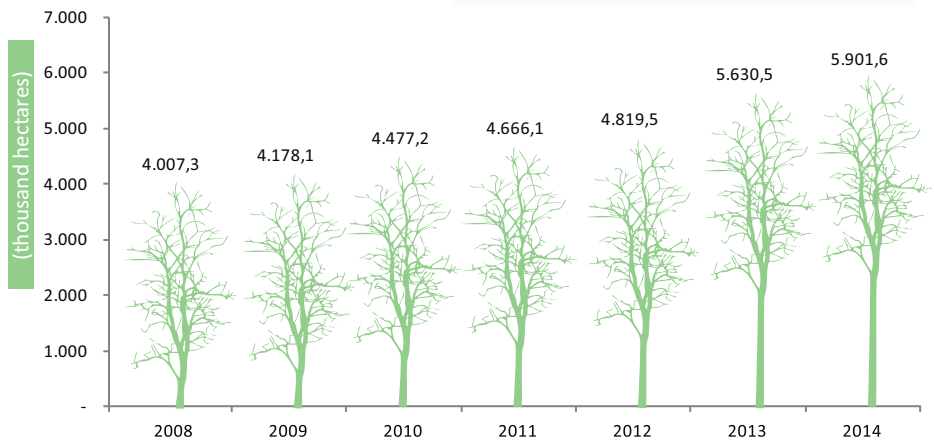
Ensure environmental sustainability

Target 7A

Reduce biodiversity loss, achieving, by 2010, a significant reduction in the rate of loss.

We guarantee the rights of nature. The forest conservation programs and the management of protected areas allowed, between 2008 and 2014, for an increase of 47% in the area covered by forests and protective vegetation.

Area covered by forests
(thousand hectares)



Source: Ministry of Environment (MAE - Ecuador).
Prepared by: National Secretariat for Planning and Development (Senplades - Ecuador)

Note:

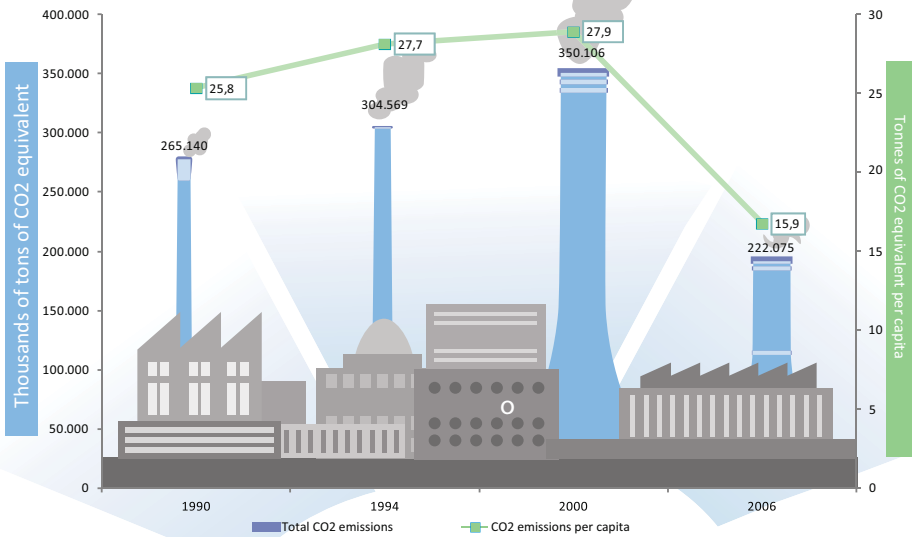
The indicator measures the surface of protective forests and protective vegetation, natural or cultivated, whose main function is soil and wildlife conservation, according to the stated in Article 6 of Chapter III of the Forestry and Conservation of natural Areas and Wildlife Law.

Ensure environmental sustainability

Target 7A

Reduce biodiversity loss, achieving, by 2010, a significant reduction in the rate of loss.

Carbon dioxide emissions (CO₂)



Source: Ministry of Environment (MAE - Ecuador).
Prepared by: National Secretariat for Planning and Development (Senplades - Ecuador)

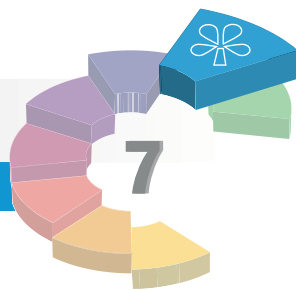
We have made a commitment to the environment.
Between 2000 and 2006, total CO₂ emissions were reduced by 36%.



Ensure environmental sustainability

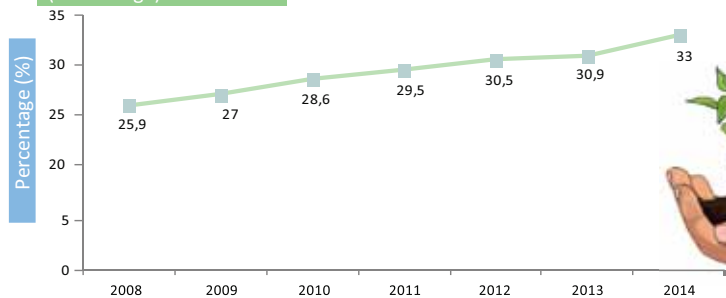
Target 7A

Reduce biodiversity loss, achieving, by 2010, a significant reduction in the rate of loss.



Proportion of mainland under conservation or environmental management

(Percentage)



Source: Ministry of Environment (MAE - Ecuador).

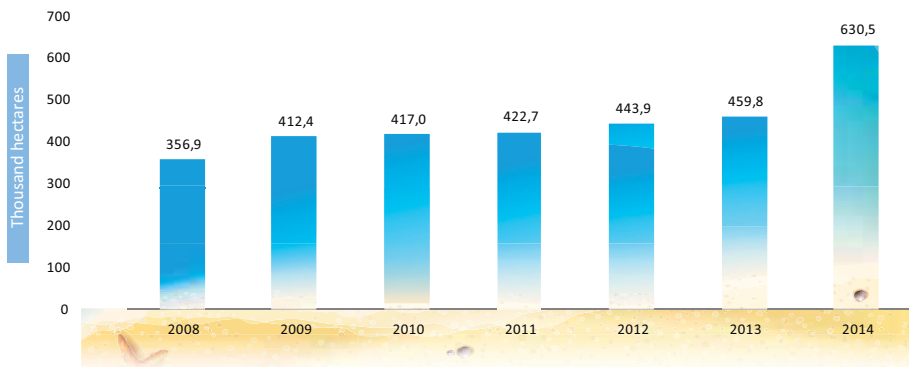
Prepared by: National Secretariat for Planning and Development (Senplades - Ecuador)



The proportion of mainland under conservation grew by 27% between 2008 and 2014; while the area of coastal marine territory under conservation increased by 77% during the same period.

Marine territory under conservation and environmental management

(Thousand hectares)



Source: Ministry of Environment (MAE - Ecuador).

Prepared by: National Secretariat for Planning and Development (Senplades - Ecuador)

Note:

For the years 2008 - 2011 the indicator is calculated under the definition of high tide. From 2012 the indicator is calculated under the definition of waterfront

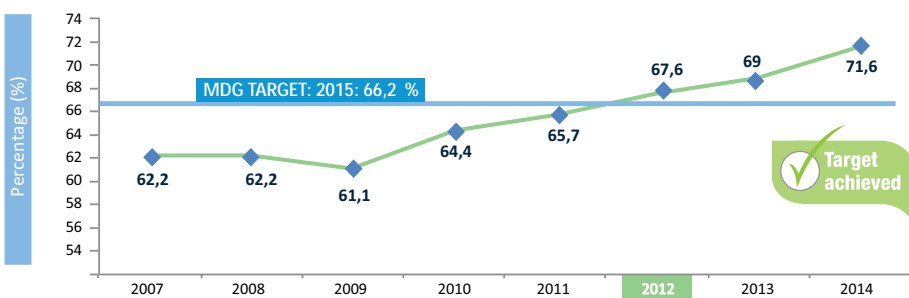
Ensure environmental sustainability

Target 7B

Halve, by 2015, the proportion of the population without sustainable access to safe drinking water and basic sanitation

Proportion of households with access to sanitation

(Percentage)

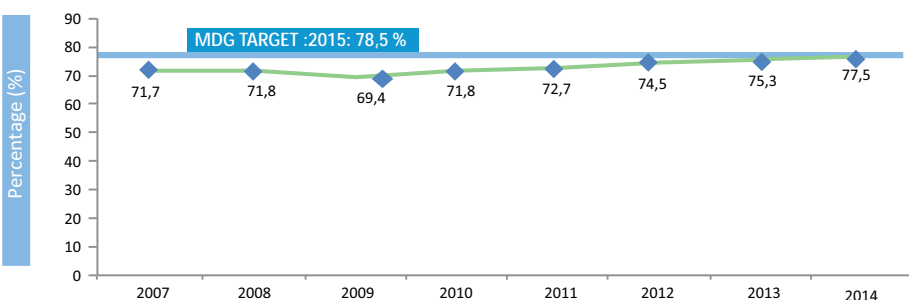


Source: National Institute of Statistics and Census (INEC - Ecuador) - National Survey of Employment, Unemployment and Underemployment
Prepared by: National Secretariat for Planning and Development (Senplades - Ecuador)

The public policies prioritized in the provision of services has contributed to increasing access to basic services. The proportion of households with access to public water supply and sanitation grew by 12% and 23%, respectively, between 2006 and 2014.

Proportion of households with access to piped water from the public network

(Percentage)



Source: National Institute of Statistics and Census (INEC - Ecuador) - National Survey of Employment, Unemployment and Underemployment
Prepared by: National Secretariat for Planning and Development (Senplades - Ecuador)

Note:

- 1) For the proportion of households with access to sanitation data from 1990 is from Census (32,4%).
- 2) For the proportion of households with access to piped water from the public network data from 1990 is from Census (57,1%).

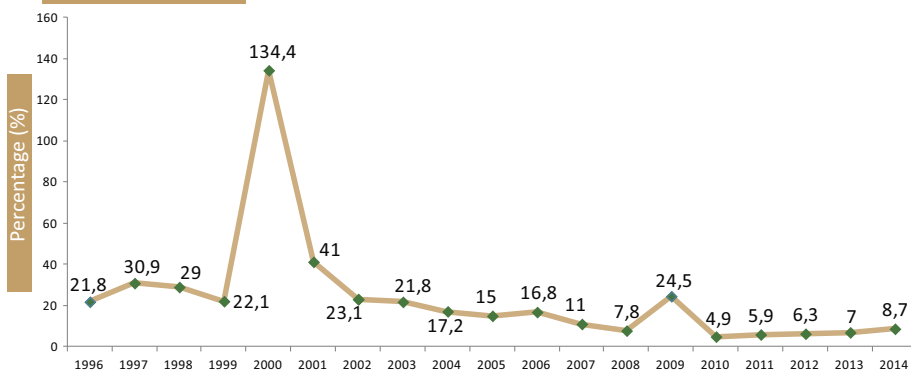


Develop a global partnership

Target 8D

Deal comprehensively with the debt problems of developing countries through national and international measures in order to make debt sustainable in the long term.

External debt service / exports of goods and services
(Percentage)



Source: Ministerio de Finanzas, Banco Central del Ecuador
Prepared by: National Secretariat for Planning and Development (Senplades - Ecuador)

We have prioritized social spending over public debt, putting the human being before the debt. Between 2006 and 2014, we reduced, by half, the debt service ratio to exports of goods and services.

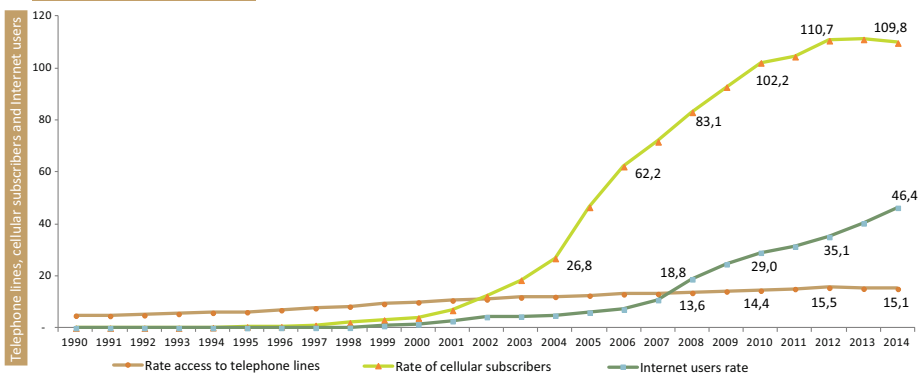
Develop a global partnership for development

Target 8F

In co-operation with the private sector, make available the benefits of new technologies, especially information and communications.



Telephone lines, cellular subscribers and Internet users (Per 100 inhabitants)



Source: Agencia de Regulación y Control de las Telecomunicaciones (ARCOTEL); National Survey of Employment, Unemployment and Underemployment - INEC
Prepared by: National Secretariat for Planning and Development (Senplades - Ecuador)

In Ecuador access to new technologies increased significantly between 2004 and 2014. The rate of cellular subscribers grew by 83 points, while the rate of Internet users increased by 43 points.

Evaluation

Goals, targets and indicators 2014

Maternal mortality reduction

- Reduction of extreme poverty.
- Hunger eradication (global malnutrition).
- Net enrollment rate in basic education.
- Eliminate gender disparity at all levels of education.
- Reduction of mortality in children under five years of age.
- Stop the spread of HIV - AIDS.
- Access to antiretroviral (HIV).
- Reduce the incidence of malaria and tuberculosis.
- ustainable access to water and sanitation.
- Universal access to reproductive health.
- Achieving decent work for all.

Target is
in progress

1

12
GOALS

Targets have
been achieved

11





Resumen

Goals, targets and indicators 2014

Goals and Targets	Indicators for monitoring
Goal 1. Eradicate extreme poverty and hunger	
1A. Halve, between 1990 and 2015, the proportion of people living on less than USD 1 a day.	Population living on less than \$ 1,25 (PPP) per day and Extreme poverty percentages.
1B. Achieve Decent Employment for Women, Men, and Young People.	Employment rate, adequate employment rate, unemployment and Percentage of EAP (Economically Active Population) with Social Security benefits.
1C. Halve, between 1990 and 2015, the proportion of people who suffer from hunger.	Underweight in children under five years of age.
Goal 2. Achieve universal primary education	
2A. By 2015, all children can complete a full course of primary schooling, girls and boys.	Net enrollment rate in basic education (5 - 14 years old).
Goal 3. Promote gender equality and empower women	
3A. Eliminate gender disparity in primary and secondary education preferably by 2005, and at all levels by 2015.	Ratios of girls to boys in primary, secondary and tertiary education.
Goal 4. Reduce child mortality rates	
4A. Reduce by two-thirds, between 1990 and 2015, the under-five mortality rate.	Under five years of age mortality rate.



Resumen

Goals, targets and indicators 2014

Goals and Targets	Indicators for monitoring
Goal 5. Improve maternal health	
5A. Reduce by three quarters, between 1990 and 2015, the maternal mortality ratio.	Maternal mortality ratio. Proportion of births attended by skilled health personnel.
5B. Achieve, by 2015, universal access to reproductive health.	Antenatal care coverage. Teen birth rate - 15-19 years of age.
	Use of contraceptives rate.
Goal 6. Combat HIV/AIDS, malaria, and other diseases	
6A. Have halted by 2015 and begun to reverse the spread of HIV/AIDS.	HIV prevalence and incidence rate.
6B. Achieve, by 2010, universal access to treatment for HIV/AIDS for all those who need it.	Proportion of population with advanced HIV infection with access to antiretroviral medication.
6C. Have halted by 2015 and begun to reverse the incidence of malaria and other major diseases.	Mortality rate and incidence of malaria.
	Incidence and prevalence rates associated with tuberculosis.
Goal 7. Ensure environmental sustainability	
7. Halve, by 2015, the proportion of the population without sustainable access to safe drinking water and basic sanitation.	Proportion of households with access to piped water from the public network and Proportion of households with access to sanitation.
Goal 8. Ensure environmental sustainability	
8D Deal comprehensively with the debt problems of developing countries through national and international measures in order to make debt sustainable in the long term.	External debt service/ exports of goods and services
8F In co-operation with the private sector, make available the benefits of new technologies, especially information and communications	Rate access to telephone lines per 100 inhabitants
	Rate of cellular subscribers per 100 inhabitants
	Internet user rate per 100 inhabitants

