
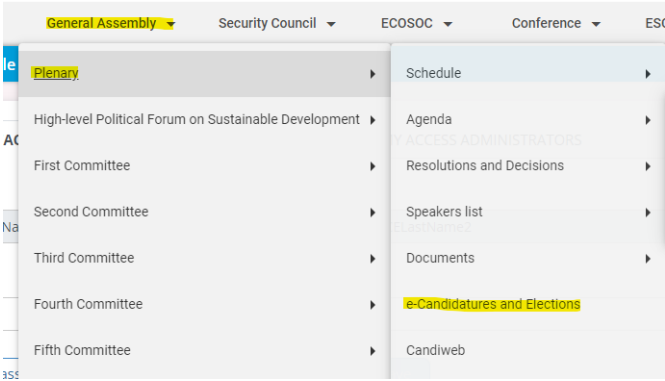
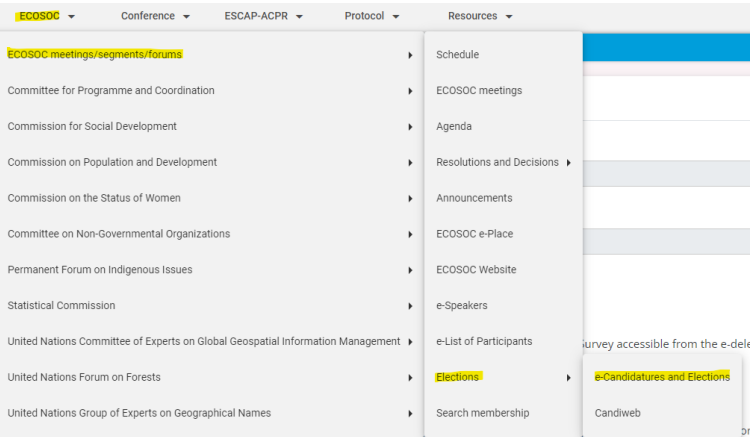
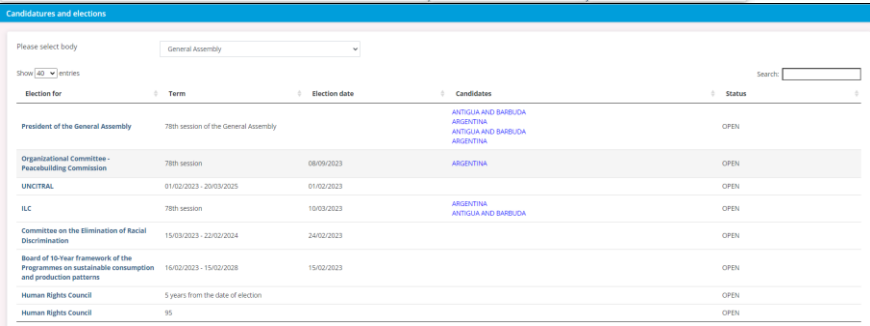


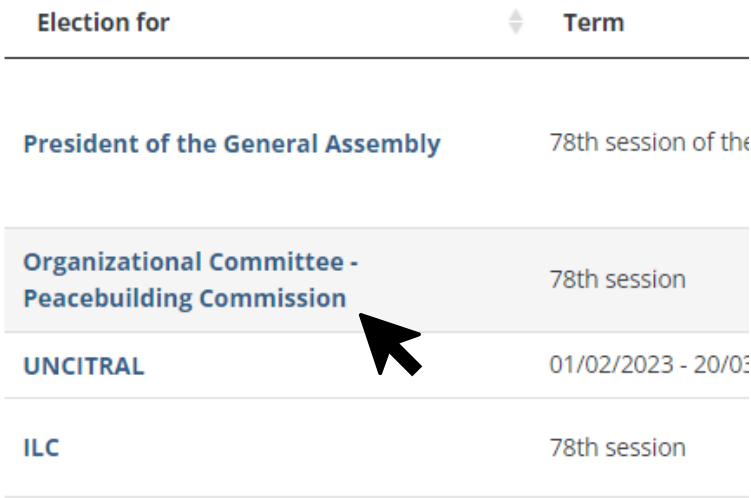
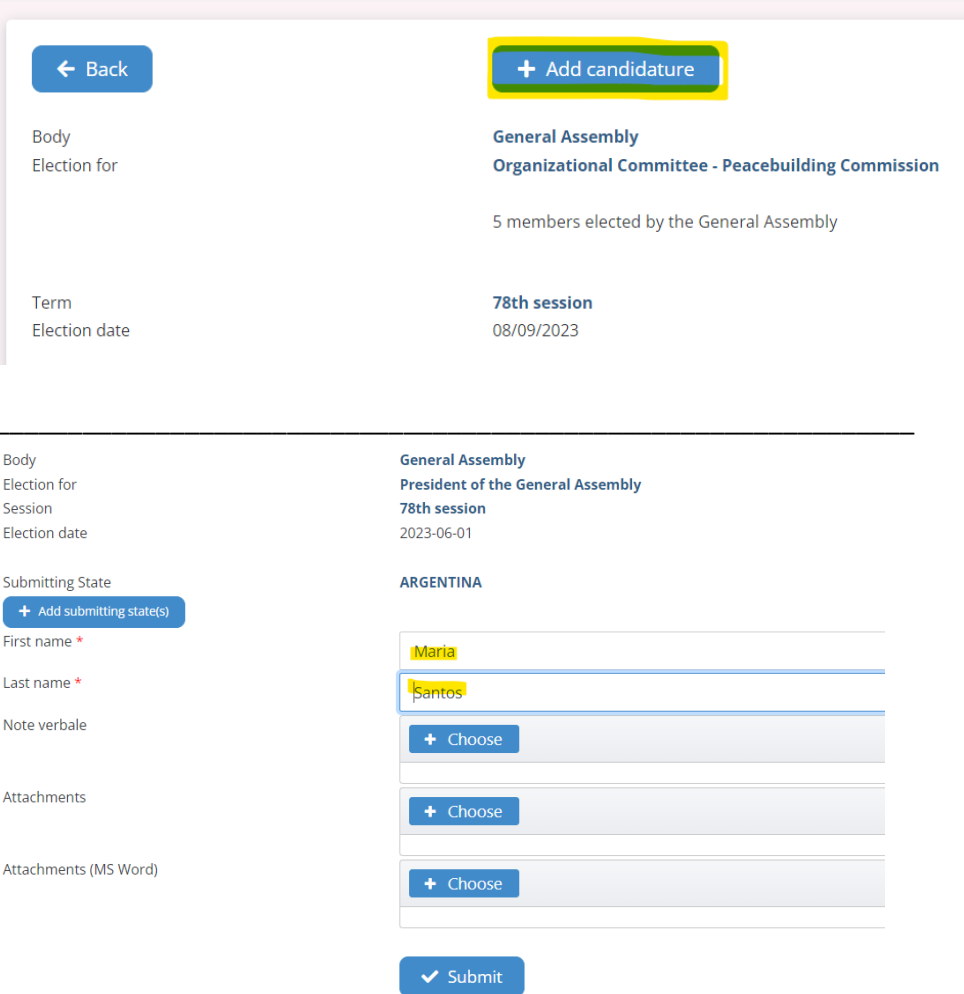
Guidelines on e-deleGATE Candidates & Elections module

I. How to access the Candidatures & Elections module:

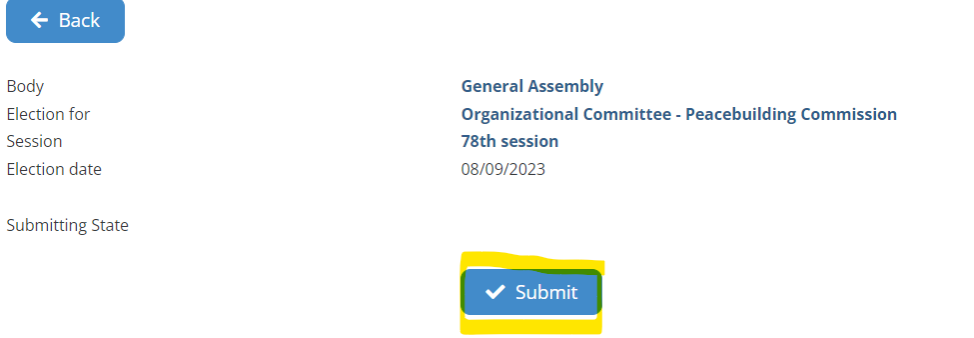


Steps																																														
<p>1. Sign in to e-deleGATE (https://edelegate.un.int/)</p>																																														
<p>2. On the menu bar, go to:</p> <p>For General Assembly: General Assembly > Plenary > e-Candidatures and Elections</p> <p>For ECOSOC: ECOSOC > ECOSOC meetings/segments/forums > Elections > e-Candidatures and Elections</p>	<p>General Assembly:</p>  <p>ECOSOC:</p> 																																													
<p>3. This will take you to the Candidatures and elections main page</p> <p>The main page lists the published candidatures for the different elections and appointments held in a specific body.</p>	 <table border="1"> <thead> <tr> <th>Election for</th> <th>Term</th> <th>Election date</th> <th>Candidates</th> <th>Status</th> </tr> </thead> <tbody> <tr> <td>President of the General Assembly</td> <td>78th session of the General Assembly</td> <td></td> <td>ANTIGUA AND BARBUDA ARGENTINA ANTIGUA AND BARBUDA ARGENTINA</td> <td>OPEN</td> </tr> <tr> <td>Organizational Committee - Peacebuilding Commission</td> <td>78th session</td> <td>08/09/2023</td> <td>ARGENTINA</td> <td>OPEN</td> </tr> <tr> <td>UNCITRAL</td> <td>01/02/2023 - 20/03/2025</td> <td>01/02/2023</td> <td>ARGENTINA ANTIGUA AND BARBUDA ARGENTINA</td> <td>OPEN</td> </tr> <tr> <td>ILC</td> <td>78th session</td> <td>10/03/2023</td> <td>ARGENTINA ANTIGUA AND BARBUDA</td> <td>OPEN</td> </tr> <tr> <td>Committee on the Elimination of Racial Discrimination</td> <td>15/03/2023 - 22/02/2024</td> <td>24/02/2023</td> <td></td> <td>OPEN</td> </tr> <tr> <td>Board of 10-Year framework of the Programmes on sustainable consumption and production patterns</td> <td>16/02/2023 - 15/02/2028</td> <td>15/02/2023</td> <td></td> <td>OPEN</td> </tr> <tr> <td>Human Rights Council</td> <td>5 years from the date of election</td> <td></td> <td></td> <td>OPEN</td> </tr> <tr> <td>Human Rights Council</td> <td>95</td> <td></td> <td></td> <td>OPEN</td> </tr> </tbody> </table>	Election for	Term	Election date	Candidates	Status	President of the General Assembly	78th session of the General Assembly		ANTIGUA AND BARBUDA ARGENTINA ANTIGUA AND BARBUDA ARGENTINA	OPEN	Organizational Committee - Peacebuilding Commission	78th session	08/09/2023	ARGENTINA	OPEN	UNCITRAL	01/02/2023 - 20/03/2025	01/02/2023	ARGENTINA ANTIGUA AND BARBUDA ARGENTINA	OPEN	ILC	78th session	10/03/2023	ARGENTINA ANTIGUA AND BARBUDA	OPEN	Committee on the Elimination of Racial Discrimination	15/03/2023 - 22/02/2024	24/02/2023		OPEN	Board of 10-Year framework of the Programmes on sustainable consumption and production patterns	16/02/2023 - 15/02/2028	15/02/2023		OPEN	Human Rights Council	5 years from the date of election			OPEN	Human Rights Council	95			OPEN
Election for	Term	Election date	Candidates	Status																																										
President of the General Assembly	78th session of the General Assembly		ANTIGUA AND BARBUDA ARGENTINA ANTIGUA AND BARBUDA ARGENTINA	OPEN																																										
Organizational Committee - Peacebuilding Commission	78th session	08/09/2023	ARGENTINA	OPEN																																										
UNCITRAL	01/02/2023 - 20/03/2025	01/02/2023	ARGENTINA ANTIGUA AND BARBUDA ARGENTINA	OPEN																																										
ILC	78th session	10/03/2023	ARGENTINA ANTIGUA AND BARBUDA	OPEN																																										
Committee on the Elimination of Racial Discrimination	15/03/2023 - 22/02/2024	24/02/2023		OPEN																																										
Board of 10-Year framework of the Programmes on sustainable consumption and production patterns	16/02/2023 - 15/02/2028	15/02/2023		OPEN																																										
Human Rights Council	5 years from the date of election			OPEN																																										
Human Rights Council	95			OPEN																																										

Guidelines on e-deleGATE Candidates & Elections module

II. How to submit candidatures

Steps	
<p>1. On the Candidatures and elections main page, click on the specific election.</p>	 <p>The screenshot shows a table with two columns: 'Election for' and 'Term'. The rows are:</p> <ul style="list-style-type: none"> President of the General Assembly 78th session of the Organizational Committee - Peacebuilding Commission 78th session UNCITRAL 01/02/2023 - 20/03 ILC 78th session
<p>2. Click on 'Add candidature'</p> <p>➤ (Only) if the election is for an individual, fill out first name and last name of candidate.</p>	 <p>The screenshot shows the 'Add candidature' form with the following details:</p> <ul style="list-style-type: none"> Back button and + Add candidature button (highlighted in yellow). Body: General Assembly Election for: Organizational Committee - Peacebuilding Commission Term: 78th session Election date: 08/09/2023 Submitting State: ARGENTINA First name *: Maria Last name *: Santos Note verbale: + Choose Attachments: + Choose Attachments (MS Word): + Choose Submit button (checked)

Guidelines on e-deleGATE Candidates & Elections module

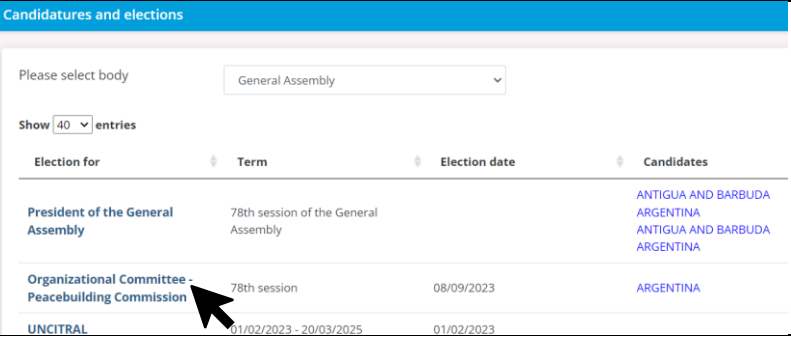


<p>3. Click 'Submit'</p>	
<p>4. The candidature will appear at the bottom of the page, which will show as 'Under processing'.</p> <p>The submitter will receive an email notification confirming the submission.</p>	
<p>5. Once reviewed and published by the secretariat, the candidature will appear on the Candidatures and elections main page.</p>	

Notes:

1. **Notes verbales are no longer required** when submitting candidatures, unless specified otherwise.
2. **Withdrawing candidature:**
Once submitted, candidatures cannot be deleted from the module. To withdraw a candidature, please send an email to the election focal point/s of the secretariat.
3. **Editing candidature (for elections of individuals):**
After submission, details of candidature for an individual candidate can be edited while the status is 'Under processing'. Once published by the secretariat, no changes can be made to the candidature via the module. To edit details of a published candidature, please send an email to the election focal point/s of the secretariat.

Guidelines on e-deleGATE Candidates & Elections module

III. How to endorse a candidate (as Chair of a Regional Group):

Steps	
1. On the Candidatures and elections main page , click on the specific election.	
2. Click on the endorse  icon next to the corresponding candidate/s you wish to endorse.	
3. A pop-up box will appear. Click on 'Endorse'	