

# UN DESA IN NUMBERS

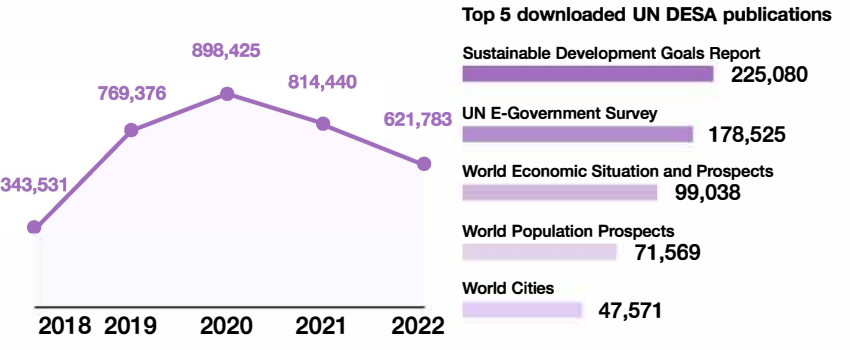
## CAPACITY BUILDING



## PUBLICATIONS OUTREACH


In 2022, UN DESA's top 5 most popular publications were downloaded a combined

**621,783** times

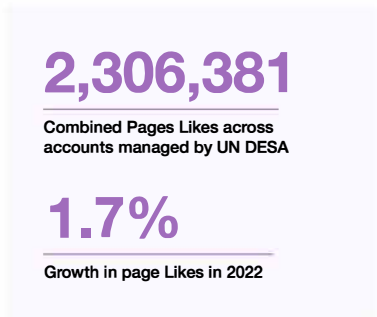


## SOCIAL MEDIA

### TWITTER(2022)



### FACEBOOK(2022)



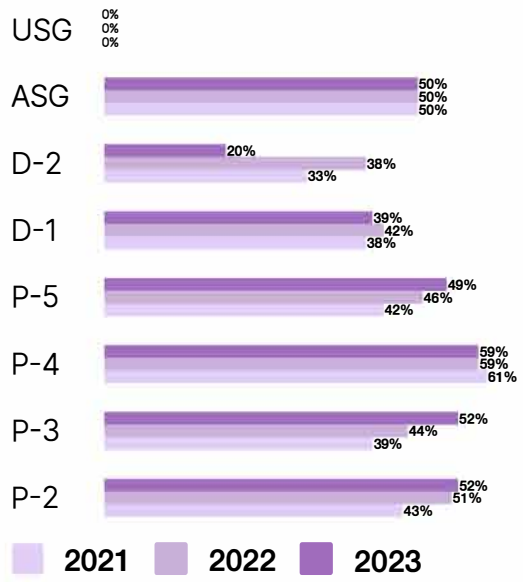
## PARLIAMENTARY DOCUMENTS

- 251** Parliamentary documents were submitted by UN DESA from January to December 2022, including:
  - 78** NGO statements of expert group and meetings
  - 49** Reports of the Secretary-General
  - 42** Notes by the Secretariat
  - 35** Notes by the Secretary-General
  - 18** Reports of expert group and other meetings
  - 14** Reports of expert group and other meetings
  - 13** Procedural documents Agendas + Programmes of work
  - 2** New NGO Applications for Consultative Status with ECOSOC

## INSIDE DESA

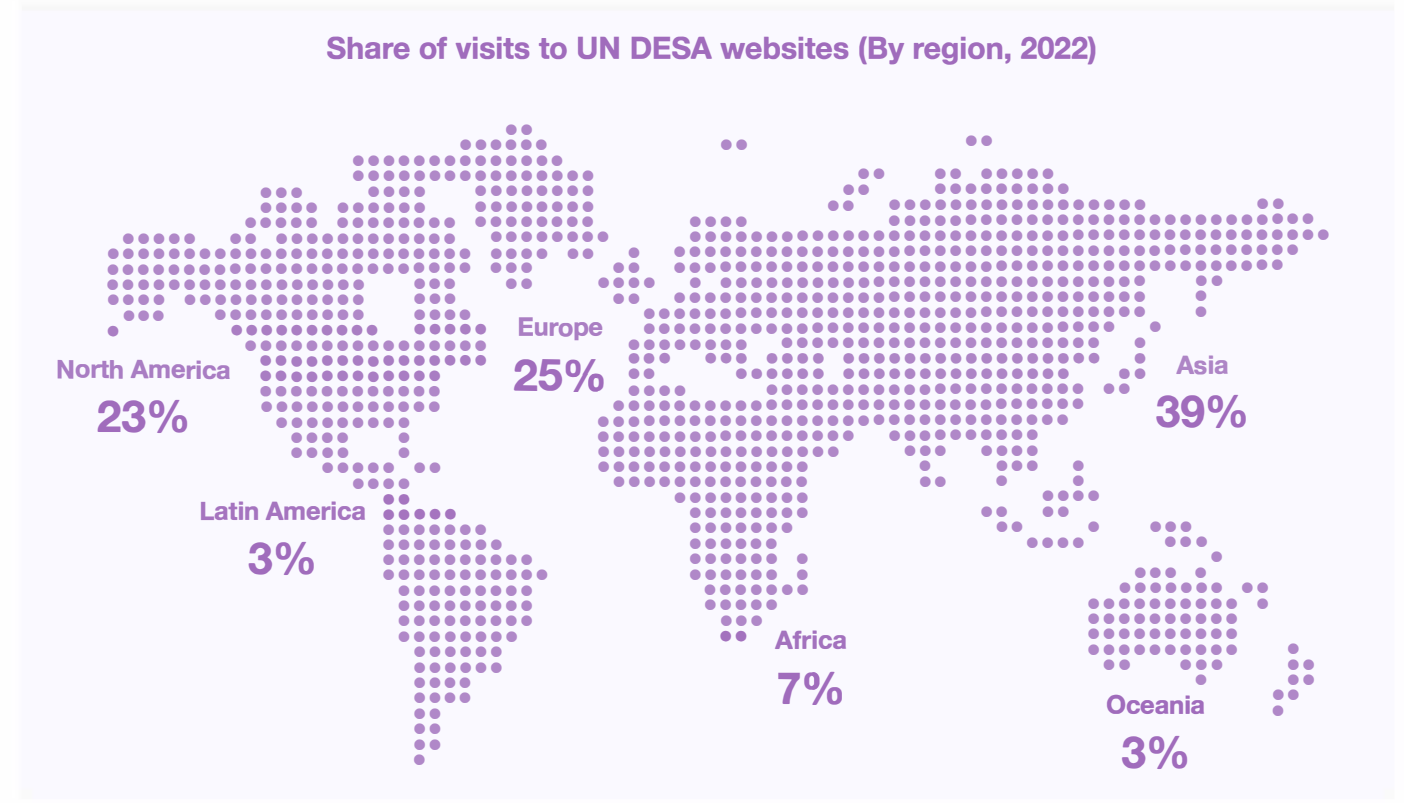
UN DESA Staff represent more than **94** countries worldwide, from all world regions

% of staff in professional categories who are female (2021 - 2023)



## UN DESA ON THE WEB

In 2022, UN DESA website visits increased **16%** over 2021



## Progress toward gender parity at the Professional level in UN DESA

As of 30 June 2023, **52%** of UN DESA staff in professional categories identified as female. UN DESA has so far met or exceeded gender parity at the ASG, P-5, P-4, P-3 and P-2 levels. Women represent more than 50% of staff at each level in general service categories. The Department remains committed to the promise of gender parity and women's empowerment within its workforce, operations and substantive approach.

